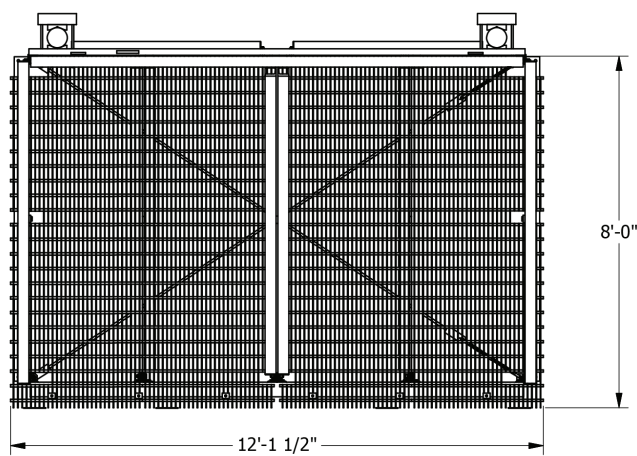
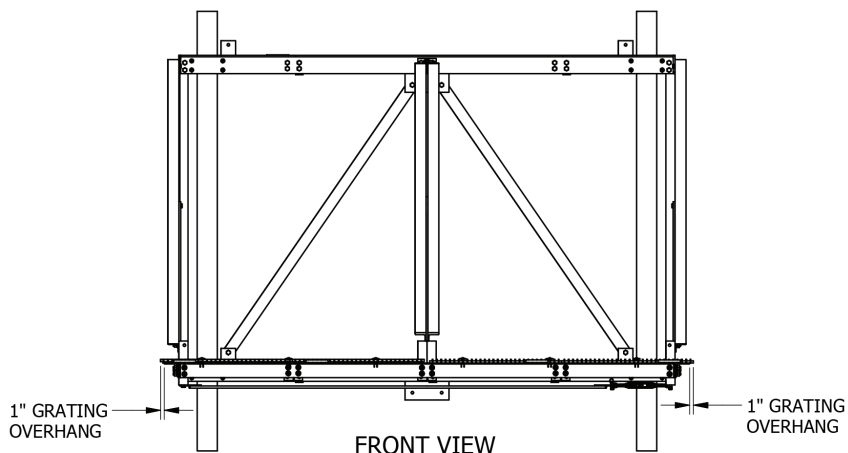


# ISA12-08S-FACE 12-Foot x 8-Foot Ice Shield

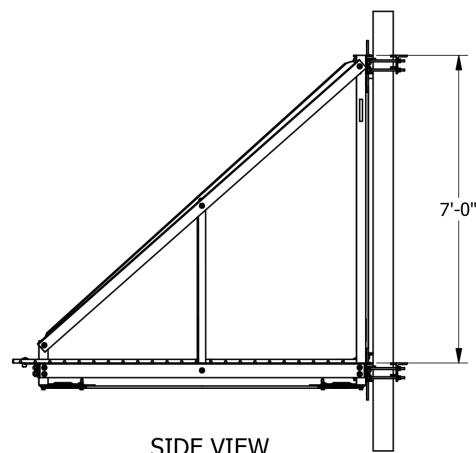


TOP VIEW

Weight			
No Ice		1/2-inch (13mm) Ice	
1815-lbm	823.3-kg	3300-lbm	1496.9-kg
Effective Projected Area			
Normal			
No Ice		1/2-inch (13mm) Ice	
51.1-ft <sup>2</sup>	4.75-m <sup>2</sup>	67.1-ft <sup>2</sup>	6.23-m <sup>2</sup>
Transverse			
No Ice		1/2-inch (13mm) Ice	
40.7-ft <sup>2</sup>	3.78-m <sup>2</sup>	48.6-ft <sup>2</sup>	4.51-m <sup>2</sup>



FRONT VIEW



SIDE VIEW

The ERI model ISA12-08S is a galvanized steel face mounted ice for uniform cross-section 10.00-foot (3048-mm) face towers. Each ice shield includes leg mount brackets to attach to round tower members from 1.25-inches (32-mm) to 8.00-inches (203-mm) in diameter

Part Number	Description
ISA12-08S-FACE	Dish or Antenna Ice Shield, face mounted, steel, 12.00-feet (3658-mm) wide by 8.00-feet (2438-mm) deep (out from tower), includes hardware for attachment to tower legs from 1.25-inches (32-mm) to 8.00-inches (203-mm) in diameter leg on uniform cross section towers with a 10.00-foot (3048-mm) face.

Please note, the listed weights and effective wind areas are based upon standard designs. Actual values may vary on a project by project basis. Please contact ERI if more accurate values are required.