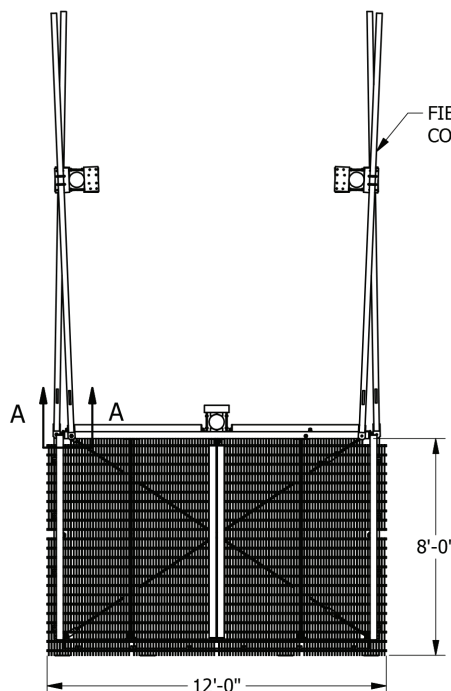
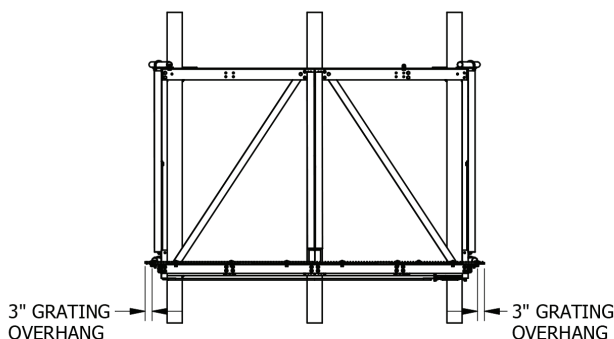


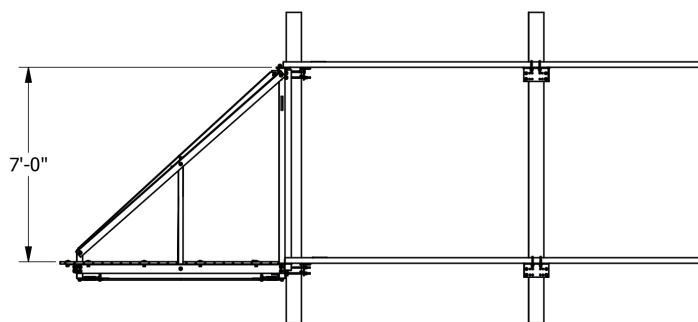
Model ISA12-08S 12-Foot x 8-Foot Ice Shield



TOP VIEW
SCALE 1:65



Weight			
No Ice		1/2-inch (13mm) Ice	
2050-lbm	929.9-kg	3625-lbm	1644.3-kg
Effective Projected Area			
Normal			
No Ice		1/2-inch (13mm) Ice	
52.3-ft ²	4.86-m ²	62.8-ft ²	5.83-m ²
Transverse			
No Ice		1/2-inch (13mm) Ice	
52.6-ft ²	4.89-m ²	66.6-ft ²	6.19-m ²



Part Number	Description
ISA12-08S-05	Dish or Antenna Ice Shield, steel, 12.00-feet (3658-mm) wide by 8.00-feet (2438-mm) deep (out from tower), includes hardware for leg mounting on 1.25-inch (32-mm) to 8.00-inch (203-mm) in diameter leg on uniform cross section tower with up to a 5.00-foot (1524-mm) face.
ISA12-08S-07	Dish or Antenna Ice Shield, steel, 12.00-feet (3658-mm) wide by 8.00-feet (2438-mm) deep (out from tower), includes hardware for leg mounting on 1.25-inch (32-mm) to 8.00-inch (203-mm) in diameter leg on uniform cross section tower with up to a 7.00-foot (2134-mm) face.
ISA12-08S-12	Dish or Antenna Ice Shield, steel, 12.00-feet (3658-mm) wide by 8.00-feet (2438-mm) deep (out from tower), includes hardware for leg mounting on 1.25-inch (32-mm) to 8.00-inch (203-mm) in diameter leg on uniform cross section tower with up to a 12.00-foot (3658-mm) face.

Please note, the listed weights and effective wind areas are based upon standard designs. Actual values may vary on a project by project basis. Please contact ERI if more accurate values are required.