

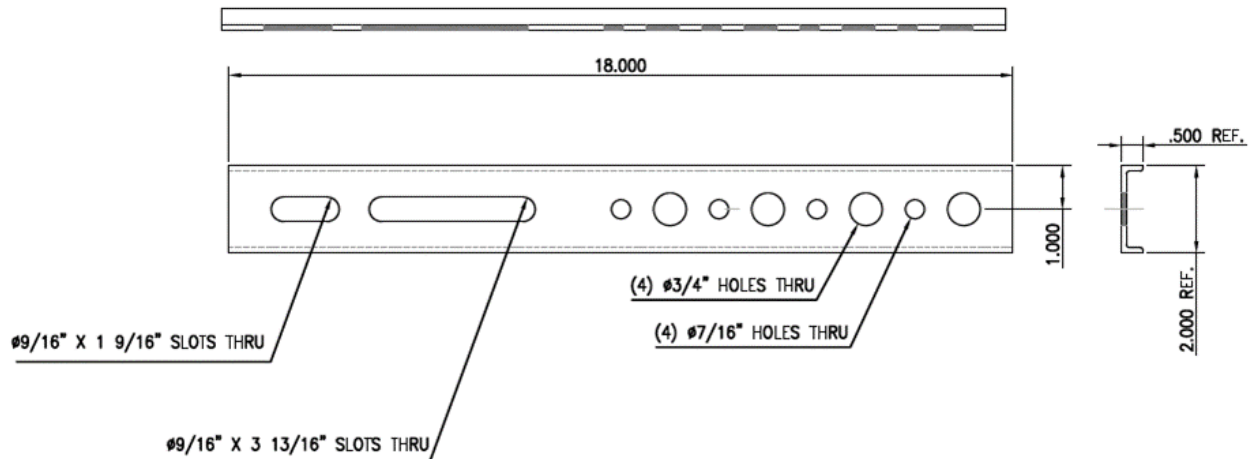


Bolt-On Feedline Tabs

Electronics Research, Inc. offers a wide range of tower attachment brackets for rigid transmission line vertical fixed, sliding ring, and vertical spring hangers. ERI also manufactures attachment accessories for semiflexible transmission line hanger attachment, including the HGK0001 hoisting grip kit, insulated hangers for “hot” AM towers, and bolt-on feedline tabs.

The standard configurations available for bolt-on feedline tabs include the TAL0003 bolt-on feedline tab for up to eight (8) individual transmission lines; this capacity is reduced if large-diameter transmission lines are installed. ERI also manufactures full-face bolt-on feedline tabs for 30, 36, 42, 48, and 57 inch face guyed towers. All feedline tabs include holes that accept standard 3/8-inch hanger attachment hardware and 3/4-inch holes for Snap-In hangers. These bolt-on tabs are fabricated from a 2-inch x 1/2-inch x 1/8-inch steel channel, which is “hot dip” galvanized per ASTM A123 and ASTM A153 standards. Since the tabs are designed to be bolted to a round vertical leg member, their spacing can be varied to match the support interval requirements of the transmission lines they will be supporting. The TAL0003 bolt-on feedline tab attaches to a 1-1/2-inch to 5-inch round tower leg members with a single, appropriately sized, galvanized U-bolt. The full-face bolt-on feedline tabs require two (2) correctly sized galvanized U-bolts. U-bolts for tower attachment which are sold separately.

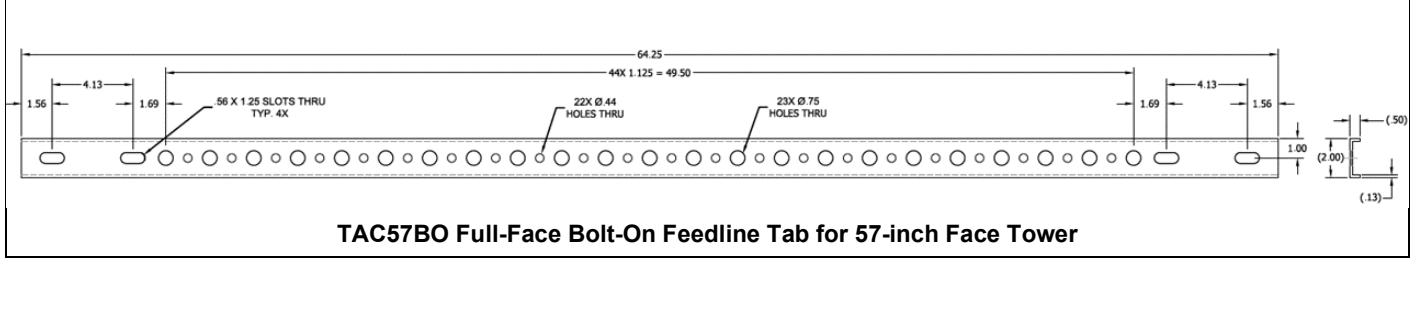
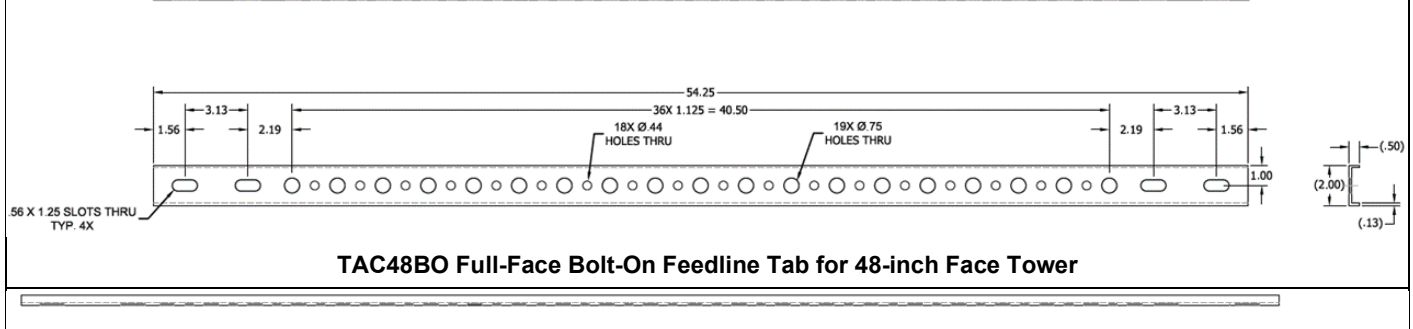
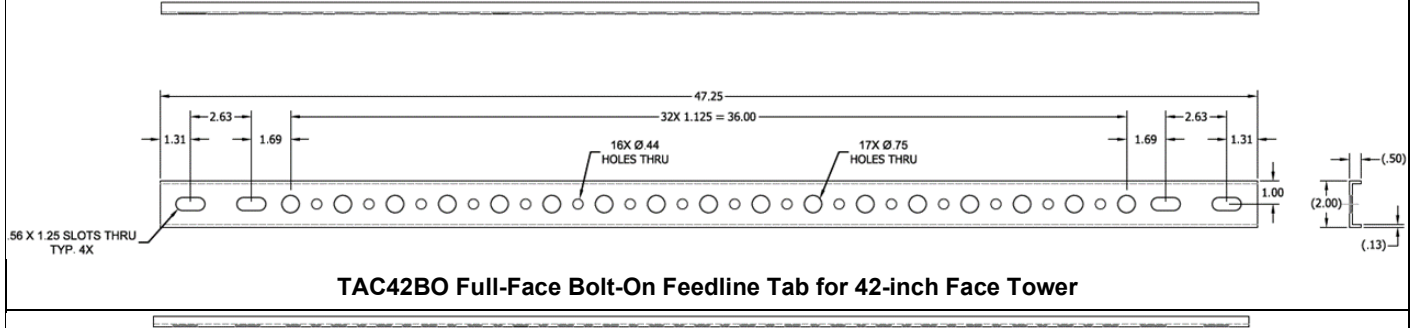
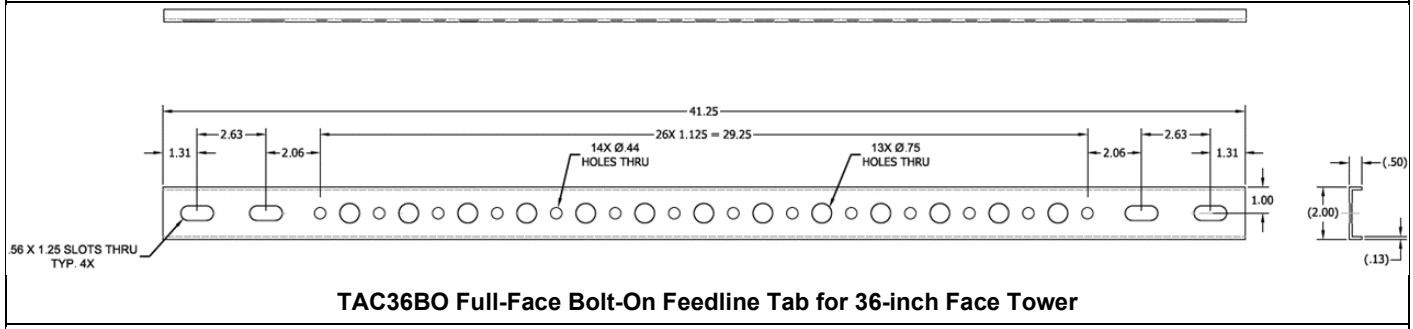
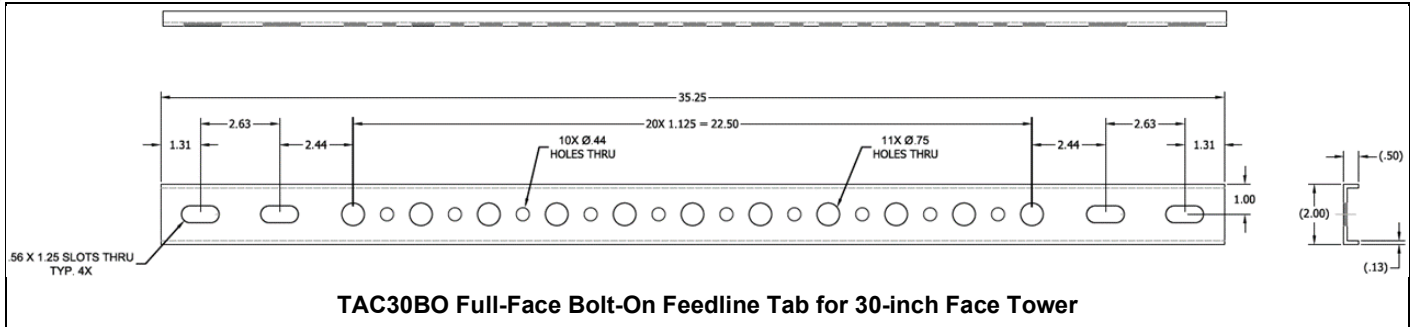
TAL0003 Bolt-On Feedline Tab



Part Number	Description
TAL0003	Bolt-on feedline tab for mounting to round vertical tower members from 1-1/2-inches (38-mm) to 5-inches (127-mm) in diameter. Fabricated from 2-inch (51-mm) x 1/2-inch (13-mm) x 1/8-inch (3-mm) steel channel, “hot dip” galvanized finish Includes four (4) 7/16-inch (11-mm) mounting holes for 3/8-inch (10-mm) attachment hardware and four (4) 3/4-inch (19-mm) mounting holes for snap-in hangers. Tab is 18.00-inches (457-mm) wide and includes to mounting slots to attach to tower leg with a single galvanized U-bolt, not included and must be purchased separately.

TAC Bolt-on Feedline Tabs

Part Number	Description
TAC30BO	Bolt-on full-face feedline tab for mounting to 30-inch (762-mm) face towers. Fabricated from 2-inch (51-mm) x 1/2-inch (13-mm) x 1/8-inch (3-mm) steel channel, "hot dip" galvanized steel finish Includes ten (10) 7/16-inch (11-mm) mounting holes for 3/8-inch (10-mm) attachment hardware and eleven (11) 3/4-inch (19-mm) mounting holes for snap-in hangers. Tab is 35-1/4-inches (895-mm) wide and includes two (2) mounting slots to attach to round vertical tower members from 1-1/2-inches (38-mm) to 2-1/2-inches (64-mm) in diameter, with two (2) galvanized U-bolts, not included and must be purchased separately.
TAC36BO	Bolt-on full-face feedline tab for mounting to 36-inch (914-mm) face towers. Fabricated from 2-inch (51-mm) x 1/2-inch (13-mm) x 1/8-inch (3-mm) steel channel, "hot dip" galvanized steel finish Includes fourteen (14) 7/16-inch (11-mm) mounting holes for 3/8-inch (10-mm) attachment hardware and thirteen (13) 3/4-inch (19-mm) mounting holes for snap-in hangers. Tab is 42-1/4-inches (1073-mm) wide and includes two (2) mounting slots to attach to round vertical tower members from 1-1/2-inches (38-mm) to 2-1/2-inches (64-mm) in diameter, with two (2) galvanized U-bolts, not included and must be purchased separately.
TAC42BO	Bolt-on full-face feedline tab for mounting to 42-inch (1067-mm) face towers. Fabricated from 2-inch (51-mm) x 1/2-inch (13-mm) x 1/8-inch (3-mm) steel channel, "hot dip" galvanized steel finish Includes sixteen (16) 7/16-inch (11-mm) mounting holes for 3/8-inch (10-mm) attachment hardware and seventeen (17) 3/4-inch (19-mm) mounting holes for snap-in hangers. Tab is 47-1/4-inches (1200-mm) wide and includes two (2) mounting slots to attach to round vertical tower members from 1-1/2-inches (38-mm) to 2-1/2-inches (64-mm) in diameter, with two (2) galvanized U-bolts, not included and must be purchased separately.
TAC48BO	Bolt-on full-face feedline tab for mounting to 48-inch (1219-mm) face towers. Fabricated from 2-inch (51-mm) x 1/2-inch (13-mm) x 1/8-inch (3-mm) steel channel, "hot dip" galvanized steel finish Includes eighteen (18) 7/16-inch (11-mm) mounting holes for 3/8-inch (10-mm) attachment hardware and nineteen (19) 3/4-inch (19-mm) mounting holes for snap-in hangers. Tab is 54-1/4-inches (1378-mm) wide and includes two (2) mounting slots to attach to round vertical tower members from 1-3/4-inches (45-mm) to 3-inches (76-mm) in diameter, with two (2) galvanized U-bolts, not included and must be purchased separately.
TAC57BO	Bolt-on full-face feedline tab for mounting to 57-inch (1448-mm) face towers. Fabricated from 2-inch (51-mm) x 1/2-inch (13-mm) x 1/8-inch (3-mm) steel channel, "hot dip" galvanized steel finish Includes twenty-two (22) 7/16-inch (11-mm) mounting holes for 3/8-inch (10-mm) attachment hardware and twenty-three (23) 3/4-inch (19-mm) mounting holes for snap-in hangers. Tab is 64-1/4-inches (1632-mm) wide and includes two (2) mounting slots to attach to round vertical tower members from 2-3/4-inches (70-mm) to 3-3/4-inches (95-mm) in diameter, with two (2) galvanized U-bolts, not included and must be purchased separately.



Part Number	Description
U-Bolts for Bolt-On Feedline Tabs	
UB0813-0212GA2	Galvanized U-Bolt 1/2-13 X 2-1/8-inch center-to-center with nuts, lock washers, and flat washers. One (1) is required for each TAL0003. Two (2) are needed for TAC30BO, TAC36BO, and TAC42BO. For connecting to vertical round tower members up to 1-1/2-inches in diameter.
UB0813-0262GA2	Galvanized U-Bolt 1/2-13 X 2-5/8-inch center-to-center with nuts, lock washers, and flat washers. One (1) is required for each TAL0003. Two (2) are needed for TAC30BO, TAC36BO, TAC42BO, and TAC48BO. For connecting to vertical round tower members from 1-5/8-inches to 2-inches in diameter.
UB0813-0312GA2	Galvanized U-Bolt 1/2-13 X 3-1/8-inch center-to-center with nuts, lock washers, and flat washers. One (1) is required for each TAL0003. Two (2) are needed for TAC30BO, TAC36BO, TAC42BO, and TAC48BO. For connecting to vertical round tower members from 2-1/8-inches to 2-1/2-inches in diameter.
UB0813-0362GA2	Galvanized U-Bolt 1/2-13 X 3-5/8-inch center-to-center with nuts, lock washers, and flat washers. One (1) is required for each TAL0003. Two (2) are needed for TAC48BO, and TAC57BO. For connecting to vertical round tower members from 2-5/8-inches to 3-inches in diameter.
UB0813-0412GA2	Galvanized U-Bolt 1/2-13 X 4-1/8-inch center-to-center with nuts, lock washers, and flat washers. One (1) is required for each TAL0003. Two (2) are needed for TAC57BO. For connecting to vertical round tower members from 3-1/8-inches to 3-1/2-inches in diameter.
UB0813-0462GA2	Galvanized U-Bolt 1/2-13 X 4-5/8-inch center-to-center with nuts, lock washers, and flat washers. One (1) is required for each TAL0003. Two (2) are needed for TAC57BO. For connecting to vertical round tower members from 3-5/8-inches to 4-inches in diameter.
UB0813-0512GA2	Galvanized U-Bolt 1/2-13 X 5-1/8-inch center-to-center with nuts, lock washers, and flat washers. One (1) is required for each TAL0003 to connect to vertical round tower members from 4-1/8-inches to 4-1/2-inches in diameter.
UB0813-0562GA	Galvanized U-Bolt 1/2-13 X 5-5/8-inch center-to-center with nuts, lock washers, and flat washers. One (1) is required for each TAL0003 to connect to vertical round tower members from 4-5/8-inches to 5-inches in diameter.

Hanger Attachment Hardware Kits



Part Number	Description
HWK0005	Stainless Hardware Kit; 10 each of 3/8-inch-16UNC x 3/4-inch long socket head cap screw, small OD 3/8-inch split lock-washer, and 3/8-inch-16 hex nut. Uses 5/16-inch Hex Allen wrench, not supplied.
HWK0001	Stainless Hardware Kit; 10 each of 3/8-inch-16UNC x 1-inch long socket head cap screw, small OD 3/8-inch split lock-washer, and 3/8-inch-16 hex nut. Uses 5/16-inch Hex Allen wrench, not supplied.

